







2016120 Gauteng North Spring  
BS 10

Box 1

				1.	2.	3.	4.	5.
TSA070031			1. VALLY Aadil		1-7	7-2	7-0	7-0
TSA060080	GC		2. MILTZ Gidon	7-1		7-0	7-0	7-0
TSA071077	GC		3. PEARL Ethan	2-7	0-7		7-2	3-7
TSA081012	GN		4. MULKAY Kian	0-7	0-7	2-7		3-7
TSA061108	GN		5. SEVENSTER Willem	0-7	0-7	7-3	7-3	



Standings	Points	Wins	Losses	Sets	Games
1. Gidon MILTZ	8	4	0	4 - 0 (100%)	28 - 1 (96.55%)
2. Aadil VALLY	6	3	1	3 - 1 (75%)	22 - 9 (70.97%)
3. Willem SEVENSTER	4	2	2	2 - 2 (50%)	14 - 20 (41.18%)
4. Ethan PEARL	2	1	3	1 - 3 (25%)	12 - 23 (34.29%)
5. Kian MULKAY	0	0	4	0 - 4 (0%)	5 - 28 (15.15%)

Box 2

				1.	2.	3.	4.	5.	6.
TSA071182	Winel		1. SWART Rohann		7-5	7-4	7-1	3-7	2-7
TSA061002	GC		2. KASSELMAN Franco	5-7		7-5	7-0	2-7	2-7
TSA081047	GC		3. NGWENYA Nhlakanipho	4-7	5-7		7-1	3-7	2-7
TSA081027	GN		4. MALUNGA Lebone	1-7	0-7	1-7		0-7	0-7
TSA071175	GN		5. VAN DER LAAN Rynard	7-3	7-2	7-3	7-0		2-7
TSA061217	GN		6. VAN DEN BERG Beukes	7-2	7-2	7-2	7-0	7-2	






Standings	Points	Wins	Losses	Sets	Games
1. Beukes VAN DEN BERG	10	5	0	5 - 0 (100%)	35 - 8 (81.4%)
2. Rynard VAN DER LAAN	8	4	1	4 - 1 (80%)	30 - 15 (66.67%)
3. Rohann SWART	6	3	2	3 - 2 (60%)	26 - 24 (52%)
4. Franco KASSELMAN	4	2	3	2 - 3 (40%)	23 - 26 (46.94%)
5. Nhlakanipho NGWENYA	2	1	4	1 - 4 (20%)	21 - 29 (42%)
6. Lebone MALUNGA	0	0	5	0 - 5 (0%)	2 - 35 (5.41%)

Box 3

				1.	2.	3.	4.	5.	6.
TSA061329	Wineke		1.	SWART Liam		7-0	7-1	7-4	7-2
TSA061312	GC		2.	BEZUIDENHOUT Matthew	0-7		0-7	0-7	0-7
TSA081015	GC		3.	KODESH Jamie	1-7	7-0		7-2	7-4
TSA081025	Wineke		4.	BADENHORST Liam	4-7	7-0	2-7		0-7
TSA061117	GN		5.	OLIVIER Francois	2-7	7-0	7-5	7-5	
TSA061154	KZN		6.	GERBER Matthew	2-7	7-0	4-7	7-0	4-7

Standings	Points	Wins	Losses	Sets	Games
1. Liam SWART	10	5	0	5 - 0 (100%)	35 - 9 (79.55%)
2. Francois OLIVIER	8	4	1	4 - 1 (80%)	30 - 21 (58.82%)
3. Jamie KODESH	6	3	2	3 - 2 (60%)	27 - 20 (57.45%)
4. Matthew GERBER	4	2	3	2 - 3 (40%)	24 - 21 (53.33%)
5. Liam BADENHORST	2	1	4	1 - 4 (20%)	18 - 28 (39.13%)
6. Matthew BEZUIDENHOUT	0	0	5	0 - 5 (0%)	0 - 35 (0%)

Box 4

				1.	2.	3.	4.	5.	6.
TSA090011	GN		1.	MEYER Handré		7-1	1-7	2-7	7-2
TSA071058	GC		2.	SWEIDAN Levi	1-7		0-7	2-7	2-7
TSA061119	WP		3.	BADENHORST Pierre	7-1	7-0		5-7	7-2
TSA061280	GN		4.	MARKRAM Josua	7-2	7-2	7-5		7-4
TSA060117	GN		5.	LINDEQUE CORNE	2-7	7-2	2-7	4-7	
TSA061084	LIM		6.	VAN SCHALKWYK Jorich	7-1	7-3	7-6	7-3	7-1

Standings	Points	Wins	Losses	Sets	Games
1. Jorich VAN SCHALKWYK	10	5	0	5 - 0 (100%)	35 - 14 (71.43%)
2. Josua MARKRAM	8	4	1	4 - 1 (80%)	31 - 20 (60.78%)
3. Pierre BADENHORST	6	3	2	3 - 2 (60%)	32 - 17 (65.31%)
4. Handré MEYER	4	2	3	2 - 3 (40%)	18 - 24 (42.86%)
5. CORNE LINDEQUE	2	1	4	1 - 4 (20%)	16 - 30 (34.78%)
6. Levi SWEIDAN	0	0	5	0 - 5 (0%)	8 - 35 (18.6%)

1/2 Playoff

Gidon MILTZ	Beukes VAN DEN BERG
Beukes VAN DEN BERG	7-3
Liam SWART	Beukes VAN DEN BERG
Jorich VAN SCHALKWYK	7-2
	Liam SWART
	7-6

3/4 Playoff

Gidon MILTZ	
Jorich VAN SCHALKWYK	Gidon MILTZ 7-0

5/6 Playoff

Aadil VALLY	
C1 Rynard VAN DER LAAN	
	C3
Francois OLIVIER	
C2 Josua MARKRAM	

7/8 Playoff

C1	
D1 C2	

9/10 Playoff

Willem SEVENSTER	
E1 Rohann SWART	
	E3
Jamie KODESH	
E2 Pierre BADENHORST	

11/12 Playoff

E1	
F1 E2	

13/14 Playoff

Ethan PEARL

G1  
Franco KASSELMAN

G3

Matthew GERBER

G2  
Handré MEYER

15/16 Playoff

G1

H1  
G2