






2017020 Boland Sportsmans Warehouse Mini 1
GS 12

Main Draw

1	TSA061270	WP	 [1] Rebecca WIDAN		
2			A1 BYE	[1] Rebecca WIDAN	
3	TSA061139	Winel	Emma VOS	Grace PETTY	Grace PETTY
4	TSA051313	Winel	Grace PETTY	6-1, 6-1	7-5, 6-4
5	TSA051337	WP	 [3] Sienna SYNDERCOMBE		Jani STEYN
6			A3 BYE	[3] Sienna SYNDERCOMBE	4-6, 6-3, 7-5
7	TSA06157	Winel	Jani STEYN	Jani STEYN	6-2, 6-2
8	TSA050202	WP	Sophia KRIGE	6-1, 6-2	
9	TSA061211	Winel	 Liza HUMAN		Jani STEYN
10	TSA051045	WP	Carla LE ROUX	Liza HUMAN	6-1, 6-1
11			BYE		
12	TSA051283	Winel	 [4] Danielle MILLARD	[4] Danielle MILLARD	
13	TSA061250	WP	 Celina JOSEPH		Celina JOSEPH
14	TSA061340	EDEN	Lyndseigh MULLER	Celina JOSEPH	6-1, 6-1
15			BYE		
16	TSA051289	Winel	A8 [2] LaRi BAUERMEISTER	[2] LaRi BAUERMEISTER	6-2, 6-1

Position 3-4	Grace PETTY	Grace PETTY
	Liza HUMAN	6-2, 6-4

Position 5-8	[1] Rebecca WIDAN	[1] Rebecca WIDAN
	[3] Sienna SYNDERCOMBE	6-2, 6-0
	[4] Danielle MILLARD	[1] Rebecca WIDAN
	[2] LaRi BAUERMEISTER	6-2, 6-2
	[2] LaRi BAUERMEISTER	6-1, 7-5

Position 7-8	[3] Sienna SYNDERCOMBE	[3] Sienna SYNDERCOMBE
	[4] Danielle MILLARD	6-3, 6-0

Position 9-16	BYE	
E1	Emma VOS	Emma VOS
BYE		
E2	Sophia KRIGE	Sophia KRIGE
BYE		
E3	Carla LE ROUX	Carla LE ROUX
BYE		
E4	Lyndseigh MULLER	Lyndseigh MULLER
BYE		



Position 11-12

Emma VOS

Lyndseigh MULLER

Emma VOS

6-1, 6-1

Position 13-16

BYE

G1

BYE

BYE

G3

BYE

G2

BYE

BYE

Position 15-16

BYE

H1

BYE