


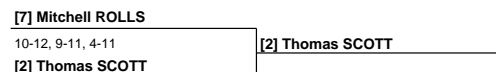
Vikings Junior Challenge, 2017


U15 Boys

Main Draw



3/4 Playoff





The pedigree chart illustrates the inheritance of a trait across four generations (I to IV). The chart includes individuals with 'BYE' (black) and 'Harrison DALE' (white) phenotypes, and identifies 'Joseph PEAK' and 'Harrison DALE' as key figures. The chart is a standard pedigree with horizontal lines for mating and vertical lines for descent.

Generation I:

- I1 (BYE) and I2 (BYE) are mated.
- I3 (BYE) and I4 (BYE) are mated.
- I5 (BYE) and I6 (BYE) are mated.
- I7 (Harrison DALE) and I8 (BYE) are mated.

Generation II:

- I1 and I2 have offspring I9 (BYE) and I10 (BYE).
- I3 and I4 have offspring I11 (BYE) and I12 (Harrison DALE).
- I5 and I6 have offspring I13 (BYE) and I14 (Harrison DALE).
- I7 and I8 have offspring I15 (BYE) and I16 (BYE).

Generation III:

- I9 and I10 are mated, resulting in I13 (BYE) and I14 (Harrison DALE).
- I11 and I12 are mated, resulting in I15 (BYE) and I16 (BYE).
- I13 and I14 are mated, resulting in I17 (BYE) and I18 (BYE).
- I15 and I16 are mated, resulting in I19 (BYE) and I20 (BYE).

Generation IV:

- I13 and I14 have offspring I17 (BYE) and I18 (BYE).
- I15 and I16 have offspring I19 (BYE) and I20 (BYE).

Key Figures:

- Joseph PEAK:** I13 (BYE) and I14 (Harrison DALE).
- Harrison DALE:** I17 (BYE) and I18 (BYE).

BYE	
J1	
BYE	

```

sequenceDiagram
    participant M1 as Master 1
    participant M2 as Master 2
    participant S as Slave
    M1->>S: K1
    M2->>S: K2
    M1->>S: K3
    
```

BYE	
L1	
BYE	

```

graph LR
    Root[BYE] --- M1[BYE]
    Root --- M5[BYE]
    M1 --- M2[BYE]
    M1 --- M3[BYE]
    M5 --- M6[BYE]
    M5 --- M7[BYE]

```

BYE	
N1	
BYE	

29/30 Playoff

BYE

O1

BYE

BYE

O3

BYE

O2

BYE

BYE

31/32 Playoff

BYE

P1

BYE