




2018092 EC EP Cradock Mini 2
BS 10

Box 1

				1.	2.	3.	4.	5.
TSA091018	FS		1. VAN PLETZEN Jacobus		7-2	9-0	9-0	8-1
TSA091129	EP		2. NORTJE PJ	2-7		1-8	3-6	1-8
TSA081410	EP		3. LOMBARD Sidney	0-9	8-1		7-2	2-7
TSA081352	EP		4. NGWENYA Buhlebenkosi	0-9	6-3	2-7		0-9
TSA091075	EP		5. DE KLERK David	1-8	8-1	7-2	9-0	


Standings	Points	Wins	Losses	Sets	Games
1. Jacobus VAN PLETZEN	8	4	0	4 - 0 (100%)	33 - 3 (91.67%)
2. David DE KLERK	6	3	1	3 - 1 (75%)	25 - 11 (69.44%)
3. Sidney LOMBARD	4	2	2	2 - 2 (50%)	17 - 19 (47.22%)
4. Buhlebenkosi NGWENYA	2	1	3	1 - 3 (25%)	8 - 28 (22.22%)
5. PJ NORTJE	0	0	4	0 - 4 (0%)	7 - 29 (19.44%)

Box 2

				1.	2.	3.	4.	5.
TSA101033	BOR		1. HEIBERG Ryan		4-5	3-6	3-6	1-8
TSA091076	EP		2. SMITH Oliver	5-4		5-4	5-4	3-6
TSA101018	EP		3. SCHEEPERS Niël	6-3	4-5		4-5	2-7
TSA091152	EP		4. WILSON Luke	6-3	4-5	5-4		2-7
TSA091100	EDEN		5. PIENAAR Franco	8-1	6-3	7-2	7-2	




Standings	Points	Wins	Losses	Sets	Games
1. Franco PIENAAR	8	4	0	4 - 0 (100%)	28 - 8 (77.78%)
2. Oliver SMITH	6	3	1	3 - 1 (75%)	18 - 18 (50%)
3. Luke WILSON	4	2	2	2 - 2 (50%)	17 - 19 (47.22%)
4. Niël SCHEEPERS	2	1	3	1 - 3 (25%)	16 - 20 (44.44%)
5. Ryan HEIBERG	0	0	4	0 - 4 (0%)	11 - 25 (30.56%)

Box 3

				1.	2.	3.	4.	5.
TSA091035	EP		1. BOTHA Leroux		6-3	6-3	9-0	4-5
TSA081358	EP		2. DU TOIT Jacques	3-6		5-4	9-0	4-5
TSA091247	EP		3. BOTHA Quinten	3-6	4-5		4-5	4-5
TSA091128	EP		4. VAN HEERDEN Jac	0-9	0-9	5-4		0-9
TSA091101	EDEN		5. PIENAAR Ruben	5-4	5-4	5-4	9-0	

Standings	Points	Wins	Losses	Sets	Games
1. Ruben PIENAAR	8	4	0	4 - 0 (100%)	24 - 12 (66.67%)
2. Leroux BOTHA	6	3	1	3 - 1 (75%)	25 - 11 (69.44%)
3. Jacques DU TOIT	4	2	2	2 - 2 (50%)	21 - 15 (58.33%)
4. Jac VAN HEERDEN	2	1	3	1 - 3 (25%)	5 - 31 (13.89%)
5. Quinten BOTHA	0	0	4	0 - 4 (0%)	15 - 21 (41.67%)

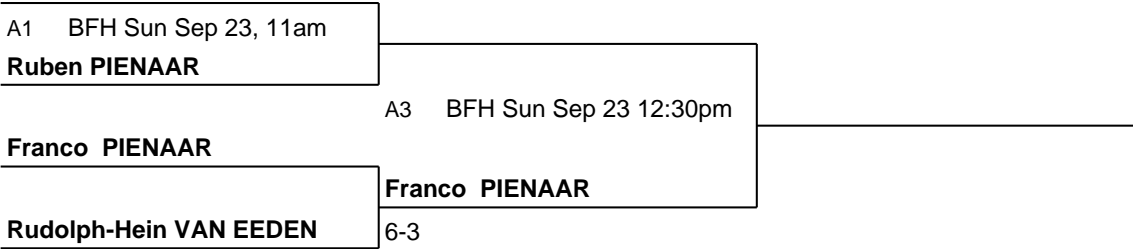
Box 4

				1.	2.	3.	4.	5.
TSA091071	EP		1. GERBER Janro		2-7	7-2	1-8	5-4
TSA081416	EP		2. KOTZE Christiaan	7-2		7-2	4-5	7-2
TSA101100	EP		3. DE KOKER Luan	2-7	2-7		3-6	7-2
TSA081415	EP		4. VAN EEDEN Rudolph-Hein	8-1	5-4	6-3		9-0
TSA081422	EP		5. VAN HEERDEN Gustav	4-5	2-7	2-7	0-9	

Standings	Points	Wins	Losses	Sets	Games
1. Rudolph-Hein VAN EEDEN	8	4	0	4 - 0 (100%)	28 - 8 (77.78%)
2. Christiaan KOTZE	6	3	1	3 - 1 (75%)	25 - 11 (69.44%)
3. Janro GERBER	4	2	2	2 - 2 (50%)	15 - 21 (41.67%)
4. Luan DE KOKER	2	1	3	1 - 3 (25%)	14 - 22 (38.89%)
5. Gustav VAN HEERDEN	0	0	4	0 - 4 (0%)	8 - 28 (22.22%)

1/2 Playoff

Jacobus VAN PLETZEN



3/4 Playoff

A1

B1	BFH Sun Sep 23, 1pm
Rudolph-Hein VAN EEDEN	

5/6 Playoff

David DE KLERK

C1	BFH Sun Sep 23, 11am
Leroux BOTHA	

C3	BFH Sun Sep 23, 1pm
Christiaan KOTZE	

Oliver SMITH

Christiaan KOTZE	
------------------	--

8-1

7/8 Playoff

C1

D1	BFH Sun Sep 23, 1pm
Oliver SMITH	

9/10 Playoff

Sidney LOMBARD

Jacques DU TOIT	
-----------------	--

Jacques DU TOIT	
7-2	
E3	BFH Sun Sep 23, 1pm

Luke WILSON

Janro GERBER	
--------------	--

Janro GERBER

6-3

11/12 Playoff

Sidney LOMBARD

F1	BFH Sun Sep 23 1:30pm
Luke WILSON	

13/14 Playoff

Buhlebenkosi NGWENYA

G1 BFH Sun Sep 23 11:30am
Jac VAN HEERDEN

Niël SCHEEPERS

Luan DE KOKER

G3 BFH Sun Sep 23 1:30pm
Luan DE KOKER

6-3

15/16 Playoff

G1

H1 BFH Sun Sep 23 1:30pm
Niël SCHEEPERS

17/18 Playoff

BYE

I1
BYE

BYE

I3

BYE

I2
BYE

BYE

19/20 Playoff

BYE

J1
BYE