









2019005 GN Wilson Mini 1
BS 10

Box 1

				1.	2.	3.	4.	5.	6.
TSA091241	WP		1. BRAUN Luca		3-8	5-6	0-11	6-5	4-7
TSA101075	WP		2. VAN DER MERWE Tristan	8-3		10-1	1-10	5-6	9-2
TSA111025	GN		3. DE JAGER Kean	6-5	1-10		3-8	6-5	6-5
TSA091191	GN		4. DODD Ethan	11-0	10-1	8-3		8-3	8-3
TSA101146	GN		5. MEIRING Michael	5-6	6-5	5-6	3-8		2-9
TSA091064	GN		6. DE JAGER Markus	7-4	2-9	5-6	3-8	9-2	

Standings	Points	Wins	Losses	Sets	Games
1. Ethan DODD	10	5	0	5 - 0 (100%)	45 - 10 (81.82%)
2. Tristan VAN DER MERWE	6	3	2	3 - 2 (60%)	33 - 22 (60%)
3. Kean DE JAGER	6	3	2	3 - 2 (60%)	22 - 33 (40%)
4. Markus DE JAGER	4	2	3	2 - 3 (40%)	26 - 29 (47.27%)
5. Michael MEIRING	2	1	4	1 - 4 (20%)	21 - 34 (38.18%)
6. Luca BRAUN	2	1	4	1 - 4 (20%)	18 - 37 (32.73%)

Box 2

				1.	2.	3.	4.	5.	6.
TSA091102	GE		1. FOURIE Hayden		11-0	10-1	11-0	9-2	4-7
TSA101032	GE		2. FOURIE Damian	0-11		2-9	11-0	10-1	5-6
TSA101145	GN		3. VAN DER MERWE Stefan	1-10	9-2		10-1	8-3	5-6
TSA121024	GN		4. FOURIE Etienne	0-11	0-11	1-10		1-10	0-11
TSA111088	GN		5. FOURIE Regardt	2-9	1-10	3-8	10-1		2-9
TSA091131	NW		6. BELL Alexander	7-4	6-5	6-5	11-0	9-2	

Standings	Points	Wins	Losses	Sets	Games
1. Alexander BELL	10	5	0	5 - 0 (100%)	39 - 16 (70.91%)
2. Hayden FOURIE	8	4	1	4 - 1 (80%)	45 - 10 (81.82%)
3. Stefan VAN DER MERWE	6	3	2	3 - 2 (60%)	33 - 22 (60%)
4. Damian FOURIE	4	2	3	2 - 3 (40%)	28 - 27 (50.91%)
5. Regardt FOURIE	2	1	4	1 - 4 (20%)	18 - 37 (32.73%)
6. Etienne FOURIE	0	0	5	0 - 5 (0%)	2 - 53 (3.64%)

1/2 Playoff

Ethan DODD	Ethan DODD
Alexander BELL	8-3



3/4 Playoff

Tristan VAN DER MERWE	
Hayden FOURIE	Tristan VAN DER MERWE 6-5

5/6 Playoff

Kean DE JAGER	
Stefan VAN DER MERWE	Kean DE JAGER 6-5

7/8 Playoff

Markus DE JAGER	
Damian FOURIE	Markus DE JAGER 7-4

9/10 Playoff

BYE	
E1	
BYE	

11/12 Playoff

BYE	
F1	
BYE	

