








2019108 Growthpoint Junior Masters
BS 18

Box 1

				1.	2.	3.	4.
TSA011400			1. [1] VAN WYK Chrisjan		6-3, 6-7, 4-6	7-6(5), 7-5	6-4, 6-2
TSA020018	EDEN		2. [3] NEZAR Damien	3-6, 7-6, 6-4		7-6(8), 7-5	6-2, 6-4
TSA010340	GE		3. SEELY Seth	6-7(5), 5-7	6-7(8), 5-7		6-3, 6-0
TSA011384	KZN		4. HARTMANN Richard	4-6, 2-6	2-6, 4-6	3-6, 0-6	

Standings	Points	Wins	Losses	Sets	Games
1. [3] Damien NEZAR	6	3	0	6 - 1 (85.71%)	37 - 29 (56.06%)
2. [1] Chrisjan VAN WYK	4	2	1	5 - 2 (71.43%)	38 - 28 (57.58%)
3. Seth SEELY	2	1	2	2 - 4 (33.33%)	34 - 31 (52.31%)
4. Richard HARTMANN	0	0	3	0 - 6 (0%)	15 - 36 (29.41%)

Box 2

				1.	2.	3.	4.
TSA011426	WP		1. [2] ARENDS Robbie		6-1, 6-0	6-4, 6-3	6-1, 6-0
TSA011269			2. [4] HAMMAN Muntingh	1-6, 0-6		5-7, 4-6	7-6(9), 3-6, 4-6
TSA020682	BOR		3. HENSBERG Nikolai	4-6, 3-6	7-5, 6-4		6-0, 6-0
TSA20581	WP		4. GEDULDT Luke	1-6, 0-6	6-7(9), 6-3, 6-4	0-6, 0-6	

Standings	Points	Wins	Losses	Sets	Games
1. [2] Robbie ARENDS	6	3	0	6 - 0 (100%)	36 - 9 (80%)
2. Nikolai HENSBERG	4	2	1	4 - 2 (66.67%)	32 - 21 (60.38%)
3. Luke GEDULDT	2	1	2	2 - 5 (28.57%)	14 - 34 (29.17%)
4. [4] Muntingh HAMMAN	0	0	3	1 - 6 (14.29%)	20 - 38 (34.48%)

1/2 Playoff

[3] Damien NEZAR	
Nikolai HENSBERG	Nikolai HENSBERG
	4-6, 7-6(11), 6-1
[2] Robbie ARENDS	Robbie ARENDS
	6-1, 6-3
[1] Chrisjan VAN WYK	[2] Robbie ARENDS
	6-1, 6-2

3/4 Playoff

[3] Damien NEZAR	Chrisjan VAN WYK
[1] Chrisjan VAN WYK	2-6, 6-1, 10-6

5/6 Playoff

Seth SEELY	Seth SEELY	
[4] Muntingh HAMMAN	6-2, 7-6(2)	
Luke GEDULDT		Seth SEELY
Richard HARTMANN	Richard HARTMANN	6-4, 7-5
	6-1, 3-6, 10-3	

7/8 Playoff

[4] Muntingh HAMMAN	Luke GEDULDT
Luke GEDULDT	6-3, 6-3