

WSF World Doubles Championships

Mixed Doubles

Box 1

| | 1. | 2. | 3. | 4. | 5. |
|--|------------------|------------------|------------------|--------------------|--------------------|
| 1. Joelle KING Paul COLL | | 11-7, 11-5 | 8-11, 11-9, 8-11 | 11-2, 11-7 | 9-11, 11-9, 11-7 |
| 2. Alexandra FULLER Jean-Pierre BRITS | 7-11, 5-11 | | 11-9, 5-11, 11-7 | 11-6, 11-8 | 11-6, 7-11, 9-11 |
| 3. Georgina KENNEDY Patrick ROONEY | 11-8, 9-11, 11-8 | 11-9, 5-11, 11-7 | | 11-9, 11-7 | |
| 4. Joshna CHINAPPA Vikram MALHOTRA | 2-11, 7-11 | 11-6, 11-8 | 9-11, 7-11 | | 10-11, 11-5, 11-10 |
| 5. Ka Yi LEE Chi Him WONG | 11-9, 9-11, 7-11 | 11-6, 7-11, 9-11 | | 11-10, 5-11, 10-11 | |

| Standings | Points | Wins | Losses | Games | Game Pts |
|------------------------|--------|------|--------|----------------|-------------------|
| 1. ROONEY / KENNEDY | 6 | 3 | 0 | 6 - 2 (75%) | 80 - 70 (53.33%) |
| 2. COLL / KING | 6 | 3 | 1 | 7 - 3 (70%) | 102 - 79 (56.35%) |
| 3. MALHOTRA / CHINAPPA | 4 | 2 | 2 | 4 - 5 (44.44%) | 79 - 84 (48.47%) |
| 4. WONG / LEE | 0 | 0 | 3 | 3 - 6 (33.33%) | 80 - 91 (46.78%) |
| 5. BRITS / FULLER | 0 | 0 | 0 | 0 - 0 (0%) | 0 - 0 (0%) |

Box 2

| | 1. | 2. | 3. | 4. | 5. |
|-------------------------------------|-----------------------|------------|------------------|-----------------------|-------------------|
| 1. Dipika PALLIKAL Saurav GHOSAL | | 6-11, 4-11 | 11-9, 7-11, 11-9 | SES 08 Apr 11:00am | 11-7, 10-11, 11-6 |
| 2. Lisa AITKEN Greg LOBBAN | 11-6, 11-4 | | 11-5, 11-4 | 11-2, 11-3 | 11-7, 11-8 |
| 3. Aifa AZMAN Mohamed KAMAL | 9-11, 11-7, 9-11 | 5-11, 4-11 | | 11-6, 11-8 | 11-2, 11-3 |
| 4. Emily WHITLOCK Peter CREED | SES 08 Apr 11:00am | 2-11, 3-11 | 6-11, 8-11 | | |
| 5. Evan WILLIAMS Kaitlyn WATTS | 7-11, 11-10, 6-11 | 7-11, 8-11 | 2-11, 3-11 | | |

| Standings | Points | Wins | Losses | Games | Game Pts |
|----------------------|--------|------|--------|----------------|------------------|
| 1. LOBBAN / AITKEN | 8 | 4 | 0 | 8 - 0 (100%) | 88 - 39 (69.29%) |
| 2. GHOSAL / PALLIKAL | 4 | 2 | 1 | 4 - 4 (50%) | 71 - 75 (48.63%) |
| 3. KAMAL / AZMAN | 4 | 2 | 2 | 5 - 4 (55.56%) | 82 - 70 (53.95%) |
| 4. WATTS / WILLIAMS | 0 | 0 | 3 | 1 - 6 (14.29%) | 44 - 76 (36.67%) |
| 5. CREED / WHITLOCK | 0 | 0 | 2 | 0 - 4 (0%) | 19 - 44 (30.16%) |

Box 3

| | 1. | 2. | 3. | 4. | 5. |
|--------------------------------------|-------------------|-------------------|------------------|------------------|------------------|
| 1. Donna LOBBAN Zac ALEXANDER | | 2-11, 11-10, 4-11 | 11-7, 11-9 | W/O | W/O |
| 2. Rachael GRINHAM Ryan CUSKELLY | 11-2, 10-11, 11-4 | | 11-4, 11-8 | 4-11, 11-9, 9-11 | 11-6, 11-4 |
| 3. Rachel ARNOLD Yuen IVAN | 7-11, 9-11 | 4-11, 8-11 | | 9-11, 7-11 | 11-7, 5-11, 11-4 |
| 4. Georgia ADDERLEY Rory STEWART | Opponent W/O | 11-4, 9-11, 11-9 | 11-9, 11-7 | | 11-10, 11-7 |
| 5. Wai Yhann AU YEONG Aaron LIANG | Opponent W/O | 6-11, 4-11 | 7-11, 11-5, 4-11 | 10-11, 7-11 | |

Standings

| | Points | Wins | Losses | Games | Game Pts |
|-----------------------|--------|------|--------|----------------|-------------------|
| 1. STEWART / ADDERLEY | 8 | 4 | 0 | 8 - 1 (88.89%) | 87 - 57 (60.42%) |
| 2. CUSKELLY / GRINHAM | 6 | 3 | 1 | 7 - 3 (70%) | 100 - 70 (58.82%) |
| 3. ALEXANDER / LOBBAN | 2 | 1 | 3 | 3 - 6 (33.33%) | 39 - 72 (35.14%) |
| 4. LIANG / AU YEONG | 2 | 1 | 3 | 3 - 6 (33.33%) | 61 - 71 (46.21%) |
| 5. IVAN / ARNOLD | 2 | 1 | 3 | 2 - 7 (22.22%) | 71 - 88 (44.65%) |

Box 4

| | 1. | 2. | 3. | 4. | 5. |
|-------------------------------------|------------|------------------|------------|------------------|------------------|
| 1. Joel MAKIN Tesni EVANS | | 11-4, 11-5 | 5-11, 7-11 | 11-9, 11-8 | 11-9, 11-3 |
| 2. Hollie NAUGHTON Nick SACHVIE | 4-11, 5-11 | | 4-11, 7-11 | 8-11, 11-4, 9-11 | 11-8, 11-2 |
| 3. Alison WATERS Adrian WALLER | 11-5, 11-7 | 11-4, 11-7 | | 11-7, 11-2 | 11-9, 11-3 |
| 4. Cheyna WOOD Christo POTGIETER | 9-11, 8-11 | 11-8, 4-11, 11-9 | 7-11, 2-11 | | 11-9, 6-11, 8-11 |
| 5. Liu TSZ-LING Max LEE | 9-11, 3-11 | 8-11, 2-11 | 9-11, 3-11 | 9-11, 11-6, 11-8 | |

Standings

| | Points | Wins | Losses | Games | Game Pts |
|-----------------------|--------|------|--------|----------------|-------------------|
| 1. WALLER / WATERS | 8 | 4 | 0 | 8 - 0 (100%) | 88 - 44 (66.67%) |
| 2. EVANS / MAKIN | 6 | 3 | 1 | 6 - 2 (75%) | 78 - 60 (56.52%) |
| 3. SACHVIE / NAUGHTON | 2 | 1 | 3 | 3 - 6 (33.33%) | 70 - 80 (46.67%) |
| 4. POTGIETER / WOOD | 2 | 1 | 3 | 3 - 7 (30%) | 77 - 103 (42.78%) |
| 5. LEE / TSZ-LING | 2 | 1 | 3 | 2 - 7 (22.22%) | 65 - 91 (41.67%) |

1/2 Playoff

Box 1: 1st

A1
Box 3: 1st

A3

Box 2: 1st

A2
Box 4: 1st

3/4 Playoff

A1
B1
A2

5/6 Playoff

Box 1: 2nd
C1
Box 3: 2nd

C3

Box 2: 2nd
C2
Box 4: 2nd

7/8 Playoff

C1
D1
C2

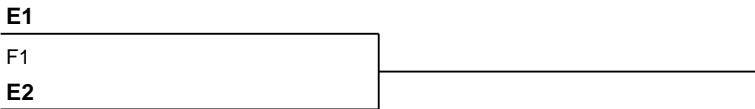
9/10 Playoff

Box 1: 3rd
E1
Box 3: 3rd

E3

Box 2: 3rd
E2
Box 4: 3rd

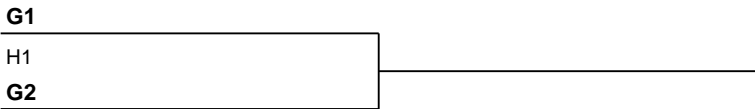
11/12 Playoff




13/14 Playoff



15/16 Playoff



17/18 Playoff



19/20 Playoff

